




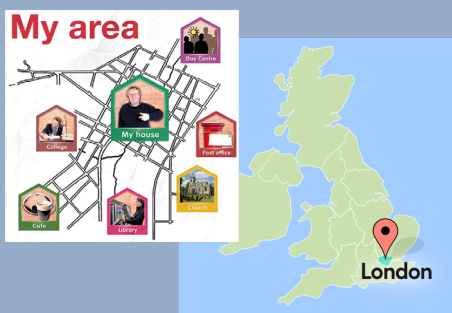
London Assembly Practice Ballot Paper Easy Read Guide



Understanding this ballot paper



A **ballot paper** is a form that people fill out to show their choice about important things. There are two ballot papers to fill out for this election.




This election is for you to choose your next Assembly Member for London and your Assembly Member for your constituency. This election runs at the same time as the Mayor of London election.




The London Assembly is a group of 25 people who make sure the Mayor of London does a good job. They give ideas on how to improve London's transport, police, the fire service, social care and more.



The people in the London Assembly are called Assembly Members. 11 people represent the whole city and 14 people are chosen by constituencies in London.



There is a box below the title. This box tells you how to vote on the ballot paper by marking an **X** next to the person you want to choose. You are allowed to choose 1 person for each ballot paper.



Below this box are the names of the people who want to be your Assembly Member. Next to their name it shows you what **political party** they agree with. A political party is a group of people who come together as they have similar ideas about how they want to help people.



Some of the people may not have political parties next to their name. These people are called **independents**.

	<input type="checkbox"/>
	<input type="checkbox"/>
	<input checked="" type="checkbox"/>
	<input type="checkbox"/>
	<input type="checkbox"/>
	<input type="checkbox"/>
	<input type="checkbox"/>

To make your vote, you must put an **X** in the column to tell us who you most want to be your Assembly Member for London. On the other ballot paper, put an **X** in the column to tell us who you most want to be your Assembly Member for your constituency.

What happens next



Once you have made your choice, you must post the ballot paper in the ballot box. There will be people to show you where this is if you need help.



All the ballot papers get counted and the person who gets the most votes will become your London Assembly Member and your constituency Assembly Member.

Below, you can practice filling out a pretend ballot paper.



Election of the London Assembly

London Member

Vote only once by putting a cross [X] in the box next to your choice

Party	<input type="checkbox"/>	Party	<input type="checkbox"/>
Party	<input type="checkbox"/>	Party	<input type="checkbox"/>
Party	<input type="checkbox"/>	Party	<input type="checkbox"/>
Party	<input type="checkbox"/>	Party	<input type="checkbox"/>
Party	<input type="checkbox"/>	Party	<input type="checkbox"/>
Party	<input type="checkbox"/>	Party	<input type="checkbox"/>
Party	<input type="checkbox"/>	Party	<input type="checkbox"/>
Party	<input type="checkbox"/>	Party	<input type="checkbox"/>
Party	<input type="checkbox"/>	Party	<input type="checkbox"/>

Election of the London Assembly Constituency

for the constituency of Constituency Name

Vote for only one candidate by putting a cross [X] next to

SURNAME, First Name Party	<input type="checkbox"/>
SURNAME, First Name Party	<input type="checkbox"/>
SURNAME, First Name Party	<input type="checkbox"/>
SURNAME, First Name Party	<input type="checkbox"/>
SURNAME, First Name Party	<input type="checkbox"/>
SURNAME, First Name Party	<input type="checkbox"/>
SURNAME, First Name Party	<input type="checkbox"/>